


JURONG LAKE GARDENS

National Gardens in the Heartlands

DIY Guide

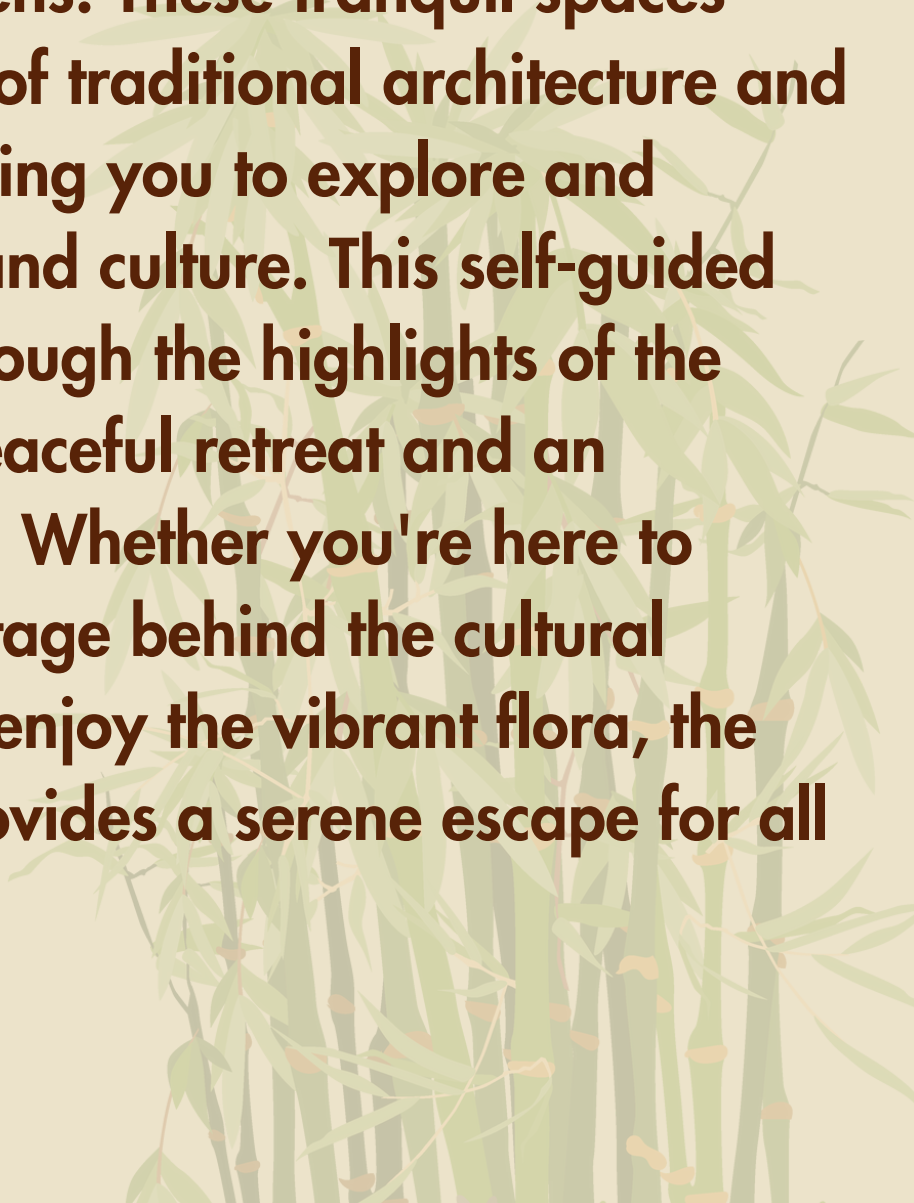
JAPANESE GARDEN





Welcome to Japanese Garden!

Discover the beauty and serenity of the newly opened Japanese Garden, nestled within the heart of Jurong Lake Gardens. These tranquil spaces offer a perfect blend of traditional architecture and lush landscapes, inviting you to explore and connect with nature and culture. This self-guided tour will take you through the highlights of the garden, offering a peaceful retreat and an enriching experience. Whether you're here to discover the rich heritage behind the cultural attractions or simply enjoy the vibrant flora, the Japanese Garden provides a serene escape for all visitors.



Japanese Garden

Route Map:



How to get here:

Car: Park at the South Carpark

Bus: Take Bus 154 from Opp Lakeside Stn to Opp Blk 115 bus stop, or Bus 49 from Lakeside Stn to Opp Blk 115 bus stop. Upon alighting, walk towards the South Carpark direction and then turn left towards the Garden house. From Gardenhouse, walk straight further and then turn right.

Checkpoint 1: Floral Garden



Key Highlights:

Floral Garden is a centre of showcasing garden artistry located in the south entrance. When one enters the island, a vibrant area for curated displays and hosting of garden festivals greets visitors. The Floral Garden is inspired by the design principles of a traditional Japanese garden, featuring Japanese elements, such as rocks, bamboos and ornamental trees, woven within tranquil landscapes.

Community and Garden Artistry

At the centre of the Floral Garden will be a dry garden and rock gardens, surrounded by 5 community plots. As NParks is partnering with students from the Institutes of Higher Learning (IHLs), the Floral Garden serves as a platform for the engagement of these students to execute their horticultural knowledge on the designated plots, by designing and co-creating the community plots. NParks also involves JTC to co-create and design the Floral Garden.



Checkpoint 2: Sunken Garden



Key Highlights:

The Sunken Garden is designed to create a microclimate that allows Bryophytes, Pteridophytes, and over 200 types of epiphytes—such as orchids, ferns, and bromeliads—to thrive. A moisture-laden moss wall, built using Paras stone, is animated by a series of water features, contributing to this unique environment. At the center of the garden, a cenote (sinkhole) serves as a focal point, harvesting rainwater for recycling and further enhancing the garden's sustainability.

Garden Artistry

The Sunken Garden is intended to be experienced like an immersive gallery, where visitors can fully engage with their surroundings. The design emphasizes not only the visual beauty of moisture-loving plants but also the soothing musical tones of water. The integration of these elements creates a serene and sensory-rich environment that invites visitors to appreciate both the artistic and botanical aspects of the garden.



Checkpoint 3: Resthouse “Fumeikaku”



Key Highlights:

Fumeikaku, meaning "The house where teachings of sages are taught," is a 608m² one-story open shelter in traditional Japanese style. With views of the pond on one side and the Freshwater Forest and Jurong Lake on the other, it's a popular spot for gatherings.

Facing the Resthouse is the Freshwater Forest. Water flows through the Freshwater Forest, forming a shallow layer of water that encourages the growth of ferns and moss on the stone substrate, and allows water-tolerant trees to be partially inundated in water, mimicking the native swamp forest habitats of the area. The deck at the Resthouse allows visitors to admire the water's movement over the para stones, enhancing the serene atmosphere.

Checkpoint 4: Breathing Gallery



Key Highlights:

The Breathing Gallery will showcase a collection of Terrariums, Aquariums and Paludariums, providing a platform for visitors to learn about the term “Vivarium” and explore various aquascaping styles. Divided into three segments – terrestrial, aquatic, and living room – the gallery offers a comprehensive view of these miniature ecosystems. The Living Room concept, featuring household items like Terrariums, the Green Cabinet, Garden Shelf, and In-Built Terra Wall Paludarium, inspires visitors with creative ideas that can be easily replicated in their homes.

Plant Arch: Capture the moment

This is a photobooth for visitors – framed by a plant arch with eye-catching aroids, orchids, air plants, bromeliads and hanging lights, highlighting the lush verge outside, it is a perfect backdrop to capture an unforgettable Instagram moment!

Iwagumi



Iwagumi, meaning "rock formation" in Japanese, is a minimalist aquascaping style rooted in Zen philosophy. It emphasizes a harmonious, natural arrangement of rocks to create tranquility, and is celebrated for its elegant simplicity and achieving a balanced composition. The inspiration was drawn from the ancient art of Suiseki stone arrangement.

Dutch Aquascape



The Dutch aquascaping style, popular since the 1930s, transforms tanks into vibrant underwater gardens by emphasizing plant health, growth, color, texture, and composition. Unlike styles with dramatic hardscapes like rocks and driftwood, Dutch aquariums focus on a rich tapestry of plants, using terracing to create the layered look characteristic of this style.

Nature aquascape



The Nature style, pioneered by Japanese aquarist Takashi Amano in the 1990s, is a major force in aquascaping, inspired by Wabi-Sabi (Japanese beauty in imperfection). It recreates miniature underwater landscapes—rainforests, mountains, or valleys—using rocks, driftwood, and plants to evoke natural flow and tranquility, embodying peace and serenity in a tank.

Checkpoint 5: Water Lily Pavilion & Garden

Water Lily Pavilion



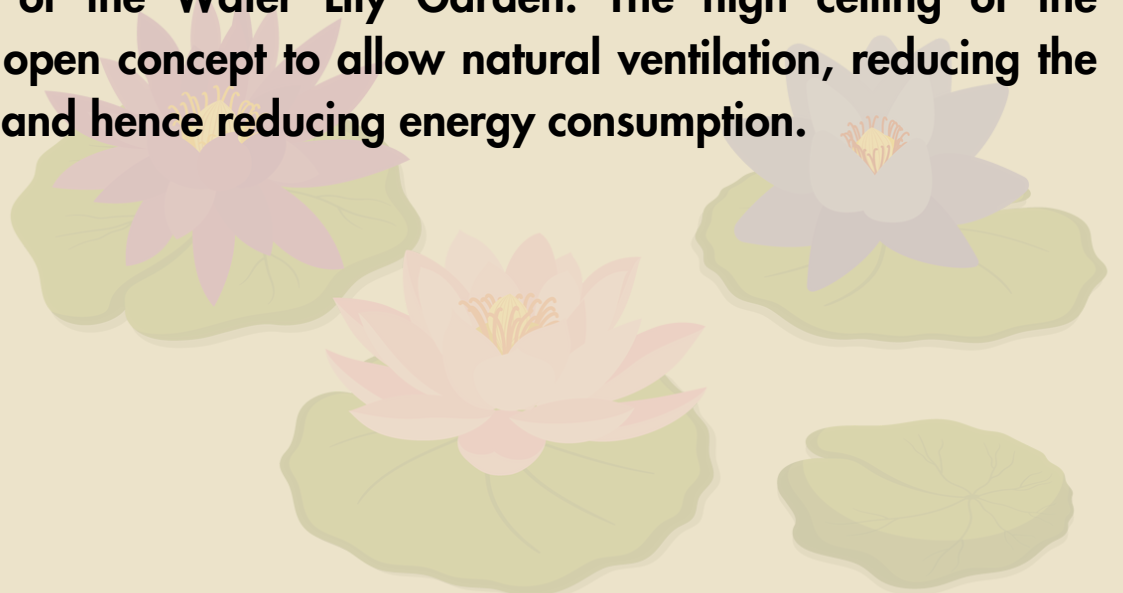
Water Lily Pavilion

Key Highlights:

Visitors reach the Water Lily Pavilion by crossing the new Japanese Garden Bridge from Jurong East MRT (15-20 mins walk) or the existing Science Centre. The pavilion serves as an exhibition hall for events, artwork, and horticultural displays. Its tiered roof offers stunning views of the Water Lily Garden and the tranquil water's edge. Known for its million-dollar view, the pavilion provides a serene ambiance with calm reflections and picturesque waterlily terraces, while its secluded rear view enhances the peaceful atmosphere.

Sustainability

The pavilion also features the use of Mass-engineered Timber (MET), which is a sustainable material that can reduce carbon footprint as compared to steel or concrete buildings, providing column-free space for exhibits and unobstructed view of the Water Lily Garden. The high ceiling of the pavilion is also an open concept to allow natural ventilation, reducing the need to install fans and hence reducing energy consumption.



Water Lily Garden



Key Highlights:

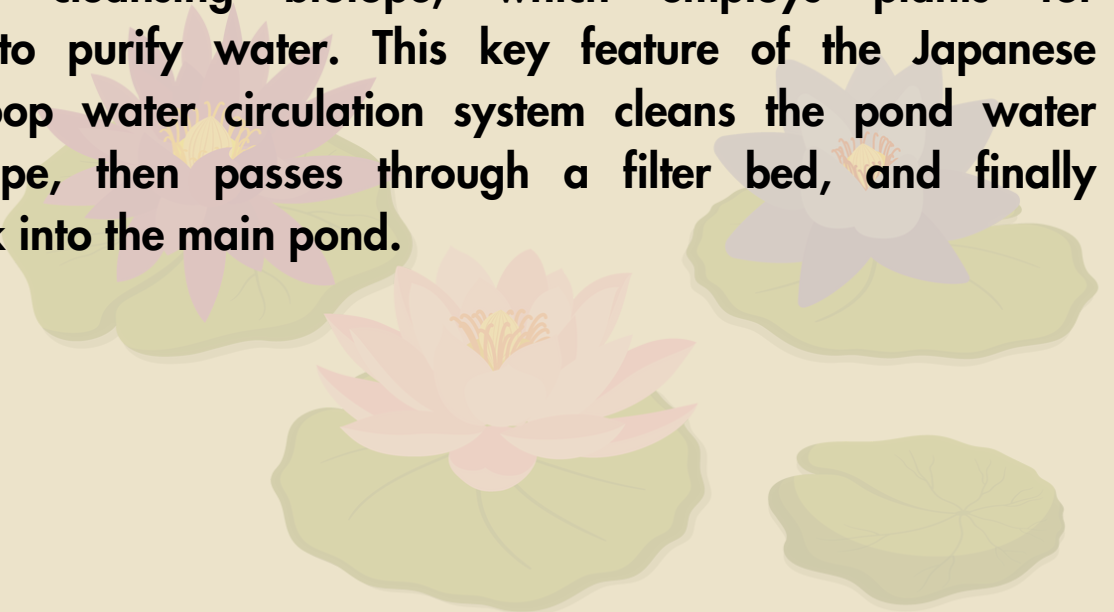
When one enters the Water Lily Pavilion from the rainforest bridge, a panoramic vista of the cascading ponds coloured by water lilies are unveiled. The Water Lily Garden consists of two cascading terraces connected to the existing main pond with a series of different spaces for showcasing different water lily collections, from the smallest lilies to the Giant Amazon Waterlilies.

Several boardwalks cut through the Water Lily Garden for people to get close to the water and water lilies. Along the boardwalk, there are small niches to display special water lily collections. There are also night blooming water lilies to be displayed so visitors can see and appreciate the water lilies at night and enjoy their scent from close up.



Sustainability

The Water Lily Garden is sustainable due to its use of water secretion systems like the cleansing biotope, which employs plants for phytoremediation to purify water. This key feature of the Japanese Garden's closed-loop water circulation system cleans the pond water through the biotope, then passes through a filter bed, and finally recirculating it back into the main pond.



Checkpoint 6: Guesthouse



Key Highlights:

This is a venue space for visitors to rent for functions and events. The maximum standing capacity is 1000 pax.

Sustainability

The high ceiling concept of the Guesthouse is an open concept to allow natural ventilation, reducing the need to install fans and hence reducing energy consumption.

Checkpoint 7: Teahouse



Key Highlights:

The Tea House, a key attraction in the Japanese Garden, offers an authentic Japanese tea ceremony, various cultural workshops, and events. Located atop a hill with views of the Guest House, Reflecting Pond, and the main pond, visitors can enjoy the sense of serenity and harmony in a traditional Japanese style architecture. The Tea House offers 3 types of spaces; 1) the “Koma- 小間”, a small ceremony room with tatami mats to hold a very authentic style tea ceremony, 2) the “Hiroma- 広間”, a larger ceremony room also with tatami mats, which can be used not only for tea ceremonies but workshops and events, and 3) an outdoor timber decking area, to also cater for events and a tea ceremony in a less formal style called a “Ryurei – 立礼”.



Thank you for visiting us!

Share the joy of your visit online!
We look forward to welcoming you again at Jurong
Lake Gardens!



Share your love for nature and animals at
#NParksBuzz #AnimalBuzzSG

For any enquiries, please contact:
JurongLakeGardens@nparks.gov.sg

