


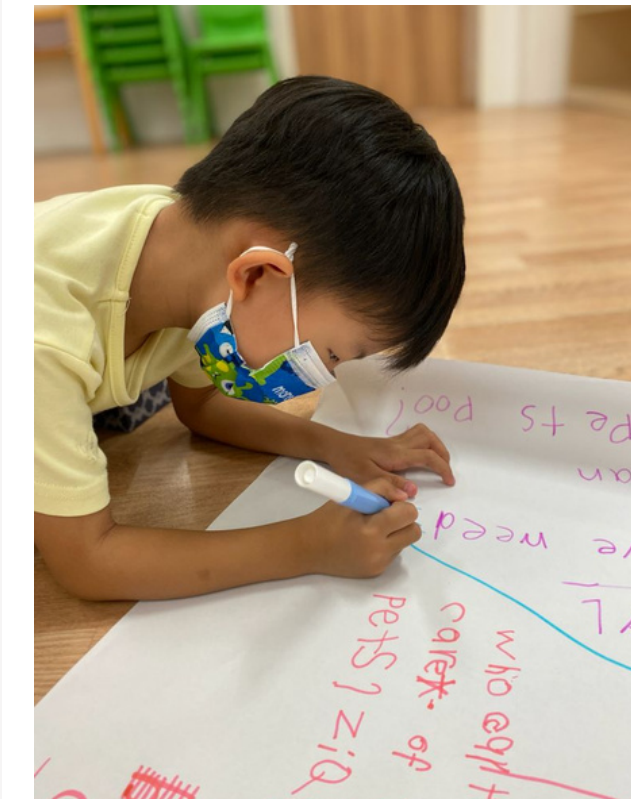
RESPONSIBLE AND CONSIDERATE PET OWNERSHIP

Jannica F. Lavapie
Katrina Aranillo
Carpe Diem Schoolhouse at Toa Payoh



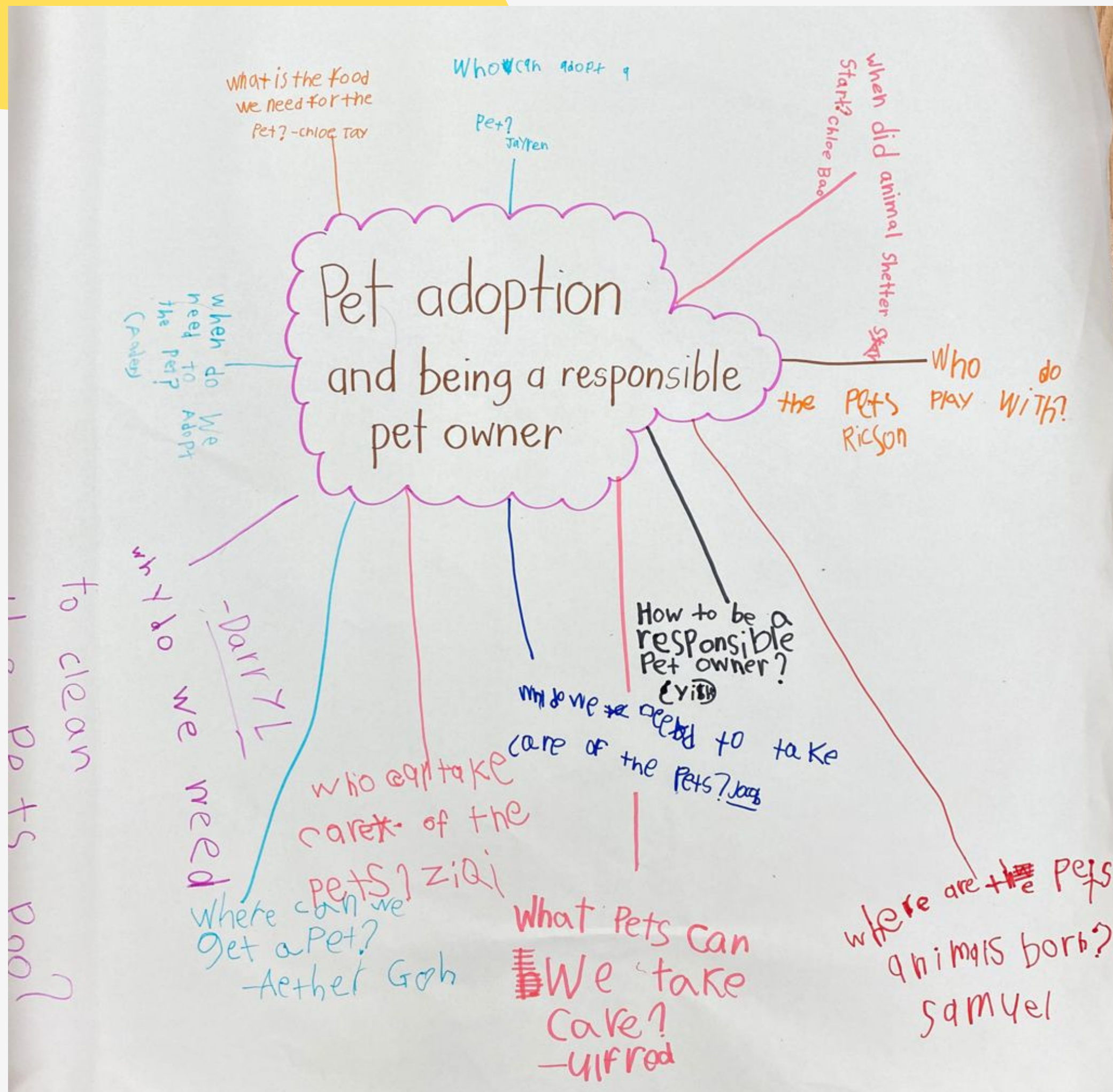
Question Box

Question box & question starter cards



Additional Lesson 1 highlights Questioning

The K1 and K2 children used the Question Box to come up with questions that they want to know about Pet Adoption and Being a Responsible Pet Owner. They also wrote down their questions and were tasked to find out the answers to the questions they gave through a simple research.



? SOME QUESTIONS: ?

- When do we need to adopt a pet?
- Where can we get a pet?
- How to be a responsible pet owner?
- Who can adopt a pet?
- Why do we need to clean the pet's poo?
- What pets can we take care?






Additional Lesson 2 highlights

Silly Poem

The K1s recalled on what they learnt about Pet adoption and being a Responsible Pet Owners. Each of them contributed a sentence and combined it together in order to make it into a poem!



Being Responsible Pet Owners by K1

I like to ~~take~~ care of Pets. Hannah

I will make food for them. Valeriezheng

I will feed my pet with healthy food. Lara

I will give them clean water. Arielle Sun

I let my pet sleep quietly. Jonas Lim

I will let them walk outdoors everyday. Jonas Wong.

If you want to be a pet owner, you have to be responsible. Sherrine

I will adopt and not shop. Harley

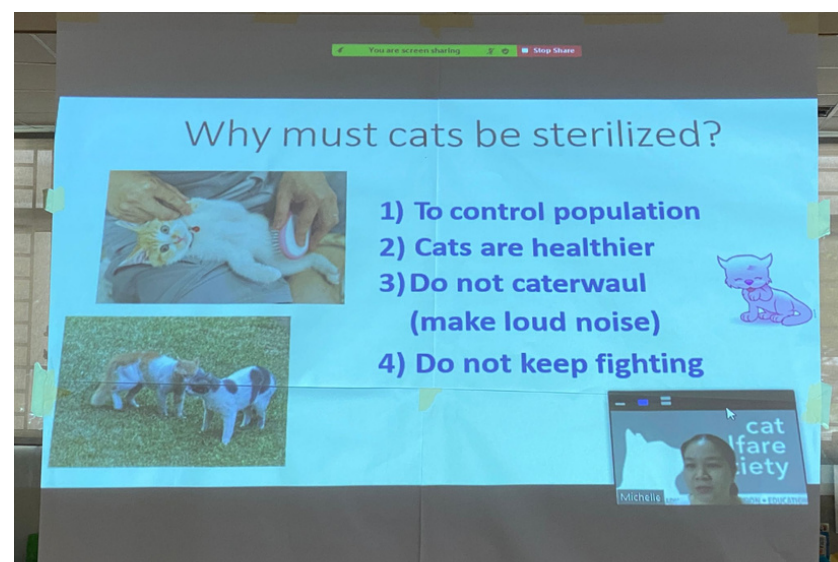
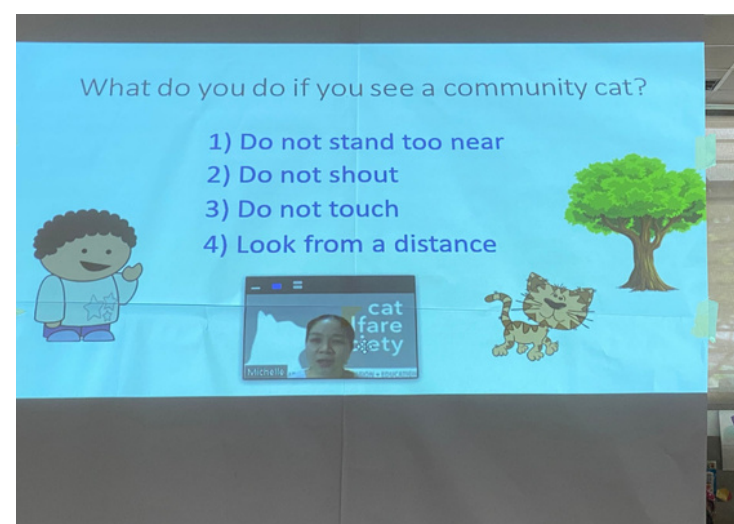
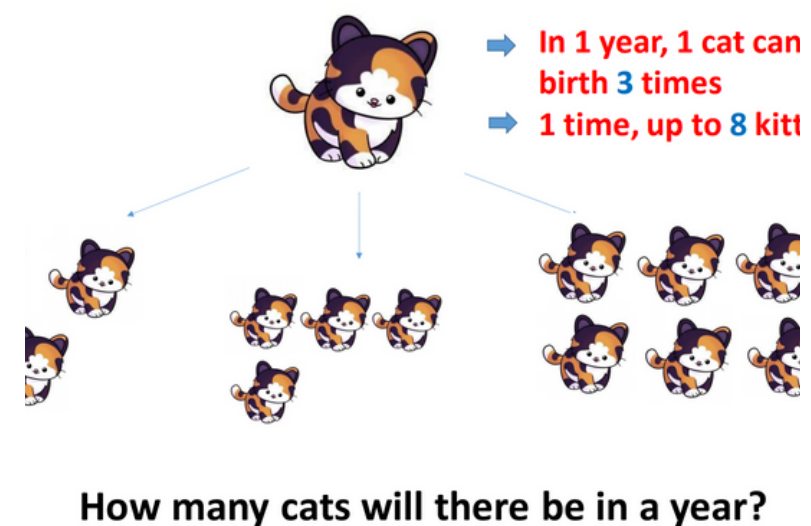
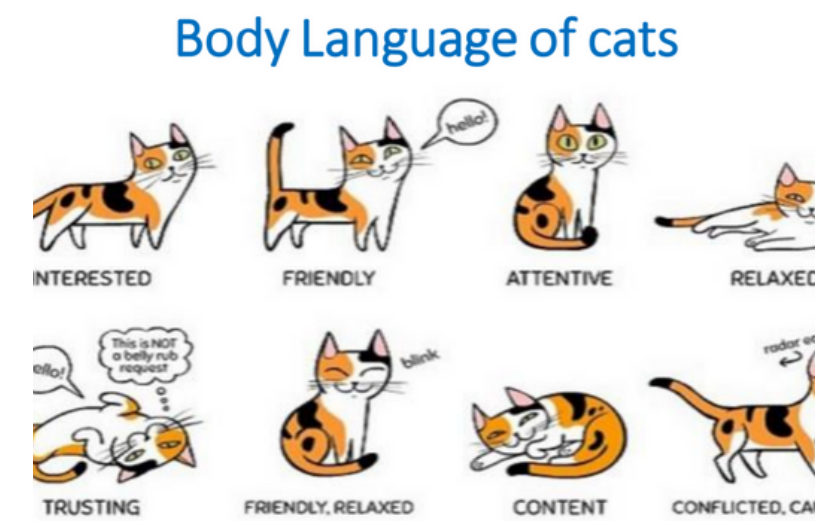


Children were given the chance to decorate their work by making a representation of their sentences through drawing. :)

Apart from writing their Silly poem, it was also recited, recorded, collated and made into a video! See next page.

NEXT

see video attached



Lesson 3

Virtual Talk - Cat Welfare Society

The K1 and K2 classes had a virtual talk with Cat Welfare Society. The children were able to know more about the different kinds of cats, their behaviour, and civic mindedness. Interactive game was done by having a recap on what was learnt and children were also given a time to ask questions to the speaker.

Pet Language Idea
Using stuffed animals as props, children demonstrated the proper ways to hold, pet, play, and basically take care of the pets.



Lesson 3 activity highlights:

- **Pet day** - small pets can be brought to school if not, a video will be shared to the class. Talk about how they practice civic mindedness and being a responsible pet owner
- **Charades** - guess the which role who take care of pets is being described (volunteer, vet, pet owner, zoo keeper, etc.)

Pet-o-pedia

Learn how you can be a considerate and responsible pet owner with Pet-o-pedia!

Discover:

What pets need

How pets behave

What to do before and after getting a pet

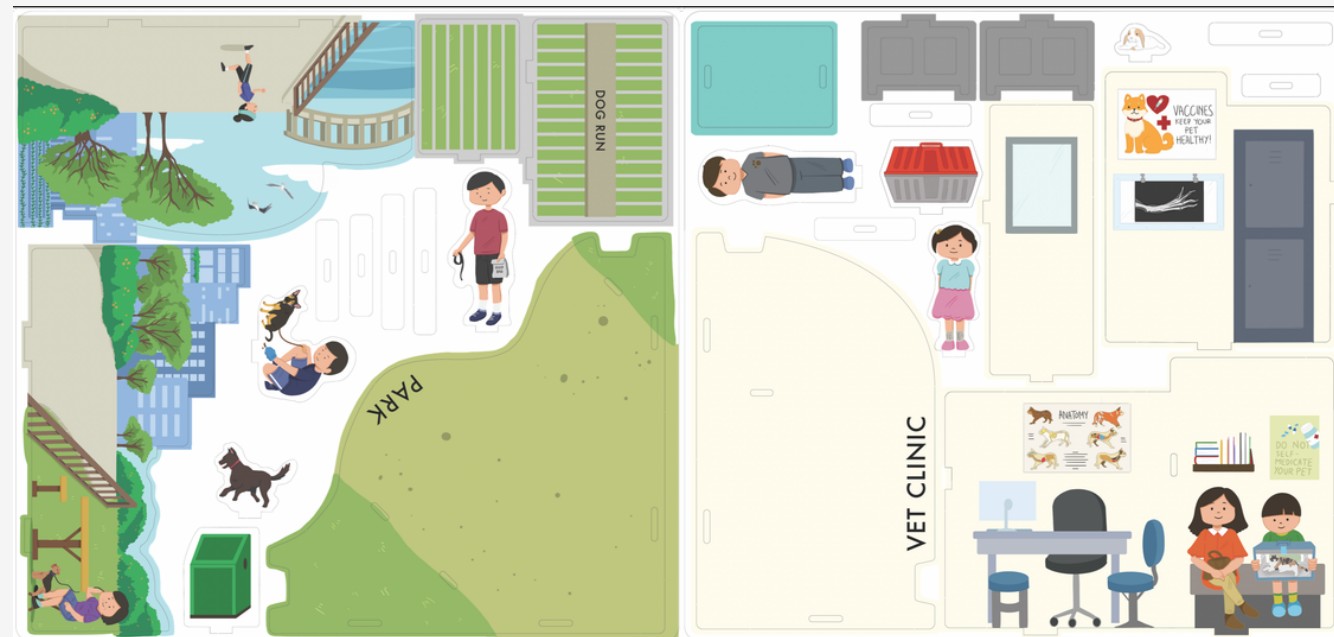
Enjoy any of the 8 featured games with your friends to learn about the animals in our City in Nature!



Share your love for nature and animals at
#NParksBuzz #AnimalBuzzSG



For more resources on our City in Nature, visit
nparks.gov.sg/learning or scan this QR code.



Lesson 4 activity highlights:

- **Pet-o-Pedia cards** - recap on what they have learnt about being a Responsible Pet Owner
- **Poster making** - parent volunteers together with their children will work on a poster regarding being a responsible pet owner/pet adoption/civic mindedness (*posters will be donated to SPCA*)
- **Building of Model Construction Kit** - application of the different roles of people in taking care of pet and set up of the different locations where animals/pets can be usually seen




PENNIES FOR PETS

A project of Carpe Diem Schoolhouse in partnership with SPCA

Share your spare coins which will benefit the animals from Society for the Prevention of Cruelty to Animals (SPCA)

Bottle coin bank will be available in your child's respective classrooms



DONATE NOW!

Donation drive will run from 30-August to 22-October 2021

For questions, you may contact your child's level teachers

Your coins will go a long way! It will help the animals to get their necessities such as treats, toys, wipes, pee tray, etc.



DIY Animal tags

Lesson 5: Celebration of learning

- DIY Animal coin bank
- Donation Drive - Pennies for Pets in partnership with SPCA and parents
- DIY animal tags using recycled materials

**if the situation improves, few children volunteer together with some teachers will bring the monetary donations and DIY animal tags to SPCA*



DIY Animal Coin bank