

Bright Kids @ Pasir Ris Presents  
17 June 9am - 1pm

# Innovation Guidance Project Mid - Sharing

Group 3 Teacher Alicia & Teacher Faiqah & Teacher Nurzahariah

Community and Companion Animals

02

03

04

05

06

# Community and Companion animals



## Lesson 1 - Introduction

Theme:	Community and Companion Animals	Class:	K1/K2
Month:	May - August	Lesson:	1

### ACTIVITY PLAN - Introduction

#### Learning Objectives: Children will be able to:

1. Share and discuss the topic Community and Companion animals and documents on the KWL chart and the mind map.

#### Procedure

##### Tune-in:

1. Gather children together. Introduce theme "Community and Companion animals" to the children.
2. Engage children in a short discussion.

#### Lesson Development:

1. Create a mind map of the Community and Companion Animals using the children's prior knowledge and responses.
2. Create a KWL chart with children on 'Community and Companion Animals'. Teacher to document children's responses on what they [K] know about Community and Companion Animals, what they [W] want to know, and what they have [L] learnt to be documented later.

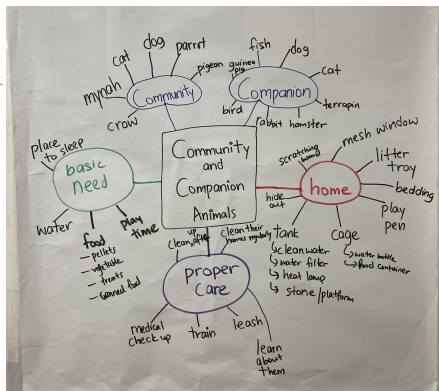
[K]- Ask children to list what they know about Community and Companion Animals and document their responses under the [K].

[W] Children will ask the teacher on what do they want to find out about Community and Companion Animals.

[L] To leave this portion empty and add on once you have achieved in the lessons to come.

#### Closure:


1. Introduce the children to the pet-o-pedia resources and allow them to browse and ask questions if there's any.




K	W	L
<ul style="list-style-type: none"> <li>- There are many types of birds.</li> <li>- The animals need proper homes.</li> <li>- We cannot feed the animals with food that belongs to them.</li> </ul>	<ul style="list-style-type: none"> <li>- how big can the animals grow?</li> <li>- Why do animals get sick?</li> <li>- Which animals can we keep as companion animals?</li> </ul>	

### Teacher's Reflection:

Most of the children are aware of the community and companion animals around them. With this prior knowledge, we were able to create a mindmap and KWL chart to identify the Community and Companion animals and the topics that we will be focusing on..



# Community and Companion animals



## Lesson 2- Learning Journey - Jacob Ballas Children's Garden

Theme:	Community and Companion Animals	Class:	K1/K2
Month:	May - August	Lesson:	2




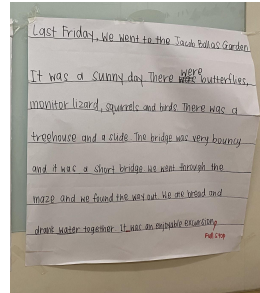
### ACTIVITY PLAN - Learning Journey to Jacob Ballas Children's Garden

#### Learning Objectives:

Children will be able to:

1. Observe the community animals around the area while enjoying nature.

Procedure	Teacher's Notes
<b>Tune-in:</b> <ol style="list-style-type: none"> <li>1. Introduce the children to the Jacob Ballas Children's Garden.</li> <li>2. Prepare them to look out for some of the community animals as they go for their learning journey.</li> <li>3. Talk about safety rules during the journey.</li> </ol>	
<b>Lesson Development:</b> <ol style="list-style-type: none"> <li>1. During the trip, ensure that the children have toilet breaks and drink water to hydrate themselves.</li> <li>2. As you walk together, ask children questions for them to think and look out for.</li> <li>3. Let the children explore the nature and engage in the activities there.</li> </ol>	Do remember to take photos of the community animals that you can find.
<b>Closure:</b> <ol style="list-style-type: none"> <li>1. Recall with the children about the learning journey to Jacob Ballas Children's Garden.</li> <li>2. Jot down the children's answers on a mahjong paper.</li> <li>3. Let children draw their experience and colour it.</li> </ol>	



The learning journey provides opportunity for the children to look out for the community animals around them. They were also able to reflect as a class together on the things they saw and did at the garden by writing about their experiences.

02

03

04

05

06

# Community and Companion animals



## Future Plans

### Lesson 3 - Bring a pet day (LL/SED)

#### **Objectives:**

Children will be able to:

- 1) Bring a pet to school
- 2) Talk about their pet and share on how they care for their pet



### Lesson 4 - House for my companion (ACE-Art / Fine MSD)

#### **Objectives:**

Children will be able to:


- 1) Create a house for the companion animals using recycled materials
- 2) Use eye-Hand Coordination to cut, tear and paste

### Lesson 5 - Animal's Movement (Motor Skills)

#### **Objectives:**

Children will be able to:

- 1) Move like an animal (companion/community)
- 2) Demonstrate spatial awareness





# Community and Companion animals

## Future Plans

### Take Home Kit Parental Involvement

#### Objectives:

Children will be able to:

- 1) Create a 3D community and companion animal craft with their family members.
- 2) Show and tell their craftwork to their classmates

### Dramatic Corner

#### Objectives:

Children will be able to role play in a pet shop / animal clinic / adoption centre

Plan: to source out for materials suitable for the corner.

### Give back to community

#### Objectives:

Children will be able to give back to community by donating in one of these causes.

<https://www.causesforanimals.com/ways-to-donate.html>

<https://www.giving.sg/society-for-the-prevention-of-cruelty-to-animals>

02

03

04

05

06



# Community and Companion animals



## Resources

- **Classroom theme board**
  - Posters
  - pet-o-pedia
- **Book**
  - Large group activities
  - Library corner
- **Model Kit Constructions**




### Teacher's Reflection:

The resources are useful in providing information for this topic. Children finds it easy to read and understand the posters.

The pet-o-pedia cards provides very clear information and visuals which everyone are able to read and understand. The book is relatable for children who has companion animals at home when they are sharing their experience.



# Community and Companion animals



01

May

- 1) Introduction
  - Mind map
  - KWL chart
- 2) Learning journey to Jacob Ballas Children's Garden
  - Learning Experience Approach (LEA)



02

June


- 3) Bring a pet day
- 4) House for my Companion



03

July

- 5) Animal's Movement
- 6) Setting up of Dramatic Corner



04

August

- 7) Take Home Kit (Parental Involvement)
- 8) Giving back to Community

Thank You!



02

03

04

05

06

Bright Kids @ Pasir Ris Presents  
22 August 9am - 12 noon

# Innovation Guidance Project End - Sharing

Group 3 Teacher Alicia & Teacher Nurzahariah

Community and Companion Animals

02

03


04

05

06



# Community and Companion animals




## Lesson 3 - Bring a pet day

### Objectives:

Children will be able to :

- 1) Talk about their pets
- 2) Share about how they take good care of their pets



I will take good care of Chomoff!




I run with my cat to get both of us healthy!




I will feed my darling lots of healthy food.



I brushed Furby's fur everyday.



She loves to eat vegetables.



My crab is very active!



I helped to change the water for Fishy everyday.



Rozy loves it when we play together.



His name is Robbie.



Look at my terrapins!







# Community and Companion animals

## Lesson 4 - A house for my companion

### Objectives:


Children will be able to:

- 1) Develop sense of empathy and care for their companion animals
- 2) Work in groups to create a house for the companion animals using recycled materials





# Community and Companion animals



## Lesson 5 - Be a Responsible Pet Owner



- 1) We walked around our neighbourhood and spotted some animal's poop and urine.

### Objectives:

Children will be able to:

- 1) Create a poster to show awareness on Being a responsible pet owner.
- 2) Share this poster to the pet owners around the neighbourhood.




- 2) We created posters to spread the awareness on Being a responsible pet owner.



- 3) We met some pet owners around the neighbourhood and shared with them about how they can be a responsible pet owner through the posters.



# Community and Companion animals



## Teachers' Reflection

I observed that they children were more focused and were more interested in the activities as they learned more in depth about the topic that they can relate to.

~ Teacher Zah

The children become more interested and would ask questions to help them understand more about the topic.

~ Teacher Hazirah

The K2 children have learned to be more responsible pet owners. They also learned to take ownership of their learning during the process.

~ Teacher Alicia

小孩子们对如何成为更好的宠物主人和对自己的宠物负责，表现出更清晰的理解。

~ Dai Laoshi

我观察到孩子们喜欢探索，他们喜欢问更多关于宠物的问题。

~ Qiao Laoshi









# Community and Companion animals


Resource - Dramatic Corner (Animal Clinic)





# Community and Companion animals


Resource - Dramatic Corner (Animal Clinic)







# Community and Companion animals



## Discovery of the World:

- Feel the animal's body covering
- Setting up the animal's homes
- Observe and compare what the animals eat
- Life cycle of the animals
- Animals paws
- Be a responsible pet owner
- Take turns to feed and care for a classroom pet
- Sort animals according to their characteristics

## Motor Skills Development - Fine:

- Cutting animals template
- Using a spoon as a paw and carry as much cotton ball and put it in the bowl
- Threading / Lacing animals
- Fixing animals puzzles
- Cutting animals tails and paste it on the correct animals
- Rescuing the animals trapped in ice using different tools
- Using various tools such as cotton bud, ice cream sticks, chopsticks to do animals print
- Feed the animals using tongs, droppers, pegs

## Motor Skills Development - Gross:

- Animal movement cards (stretch like a cat)
- Animal track, using animal footprints to find a way out
- Animal hunting (include movement such as hopping, crawling etc)
- Obstacle course (animal movement)
- Dog and Bone
- Throwing and catching ball while on the ground
- Animal hopscotch
- Protecting the young (hen and eagle etc)

## Language & Literacy:

- Arranging the letters correctly (e.g. atc - cat)
- Matching uppercase and lowercase
- Rhyme puzzle (fish-dish, mouse-house)
- Word building (letter magnet and printed words)
- Matching (Hanging words on dog tag and match)
- Mind map
- Kwl chart
- Animals homes characteristics

## Community and Companion animals Activities plan

## Numeracy:

- Matching pets to their homes
- Patterning using companion animals (ABC/AB)
- Sorting animals according to their species
- Throw dice and feed the animals that amount of food (counting on)
- Place the amount of animals in their homes (counting)
- Using shapes to make the animals homes
- Addition and Subtraction of animals in the house (number stories)
- Number songs and rhymes

## Social and Emotional Development:

- Ways to care for the animals
- Animal emotion clip cards
- Understand the needs of a pet
- Share about the artwork that they have done
- Role play as a pet
- Role play at the animal's clinic
- Share about their pets
- Learning journey to Jacob Ballas Children's Garden

## Aesthetic and Creative Expression - Art:

- Using dough or clay to make animals craft
- Animal mask
- 3D craft of animals using various materials
- Animals drawing using different medium
- Animals shadow drawing
- Creating animals homes
- Create animals using recycled materials
- Collage of animals


## Aesthetic and Creative Expression - Music:

- Create animal's movements and actions
- Sing animals songs and rhymes
- Tempo according to the animals movements
- Musical storytelling with instruments
- Create an instruments with the animals as the background
- Create a song or rhyme based on your favourite animal
- Animal dance
- Animal rhythm game





# Community and Companion animals



## Take Home Kit - Parental Involvement




**Objectives:**  
Children will be able to:

- 1) Create a 3D community and companion animal craft with their family members.
- 2) Show and tell their craftwork to their classmates





# Community and Companion animals



Advocate the awareness in the Community

## **Advocate the awareness in the Community**

**Objectives:**

**Children will be able to advocate on being a responsible pet owner to the Community.**

DIY Parent workshop to be held in September.  
They will create a kite with design to advocate on how to be a responsible pet owner.

# Thank You!

