

# Bilingual Learning Journey Toolkit (Activity Cards)

By MOE Kindergarten @ Springdale



## About the Learning Journey Activity Cards

The Learning Journey activity cards were created as part of the Innovation Guidance Project 2017: Our City in a Garden. The project is a collaboration with NParks who have guided us with information about the Singapore's Biodiversity as well as their vision for our beautiful City. This set consists of many activities that are specifically planned for Learning Journey to Hort Park. They are meant to make your visits to the park meaningful and hassle free. So, you can create your own guided tours! The learning journey activity cards can be used by both teachers and parents. It is recommended for the 5-6 year old children.

## Before you start using the Learning Journey Activity Cards:

1. It is **always a good practice** that you conduct a Pre-Learning Journey activity in the classroom. This will get the children excited and give you a little insight as to what they would be interested to find out more about during the Learning Journey itself.

2. Pre-Learning Journey activity ideas:

Introduce plants that are **commonly used in the kitchen** for cooking.

Have a discussion about Hort Park using posters that can be downloaded from this website:

<https://www.nparks.gov.sg/learning/teaching-and-learning-resources/posters>

3. Think about the activities that will be suitable for the age group and the amount of time that you have for the trip. You may wish to adapt the activities and create your own activity cards!

4. Carry out Post Learning Journey activities with the children. Here are some ideas:

<https://www.nparks.gov.sg/gardening/community-in-bloom-initiative/cib-schools>

5. Prepare rings or yarn to bind the cards together if you are using more than one card. Take note that you need to print on both sides.



This is the Hibiscus.

The flower is **red**.

Can you find another **red** flower in this park?



The Blue Pea Plants are used to colour food such as the Nyonya kueh.

Find 2 other plants in the Edible Gardens that can be used for cooking?

Draw the 2 plants. Write their names if you can.



Draw another **red** flower that you found at the park.



Butterflies love colours.  
Let's look for a butterfly in  
the park and count them!



This is the Orchid.  
The National Flower of Singapore  
is a type of Orchid called Vanda  
Miss Joaquim.  
Can you spot another type of  
Orchid in this park?

Draw the Orchid you found below.

Count and Draw the butterflies  
you saw.

Reflect on learning:

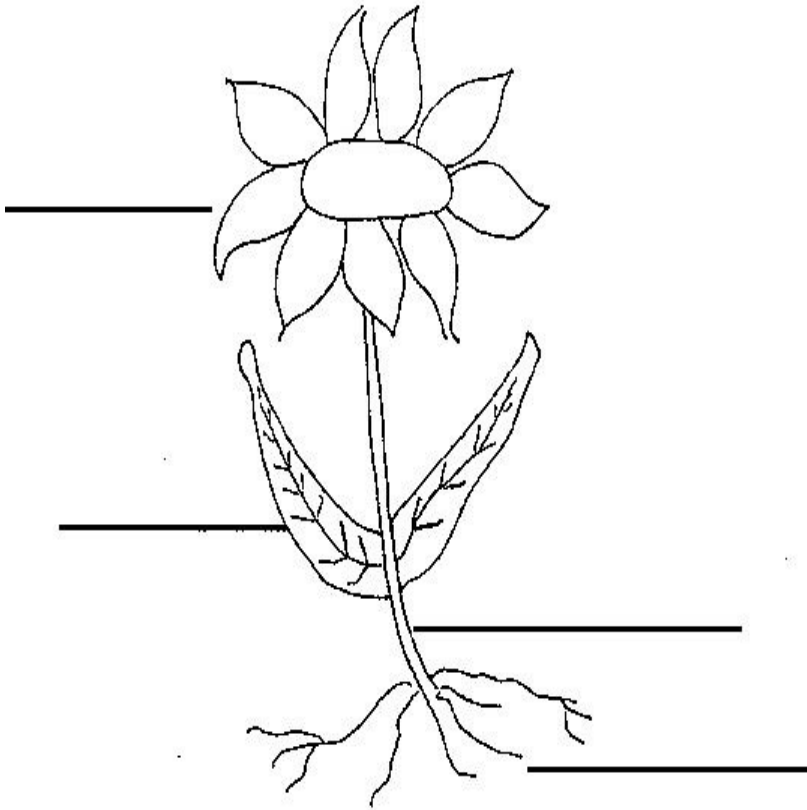
Can you label the parts of the plant?

Roots

Leaf

Flower

Stem



Reflect on learning:

What do you like about the trip?

# 活动单

## 设计目的：

为了激发幼儿的户外探究兴趣，促使他们在郊游活动过程中有目的地观察周围的环境，使用华语和同伴分享自己的所见所闻，提高学习华语的热情。教师为五至六岁的幼儿设计了这份活动单。


## 设计方法：

教师先去郊游地点考察，寻找一些与幼儿熟悉的动物身体特征相似的植物，并拍下照片，和合作伙伴商量设计好活动单内容。

## 使用方法：

- 郊游之前，教师和幼儿一起讨论被圈起来的动物身体部分的特征。
- 教师设疑：有些植物长得就像这些被圈起来的动物身体部分，我们一起去园艺公园找一找，再画出来。





找一找  
哪一种植物长得像猫  
的尾巴？


画一画








找一找  
哪一种植物长得像猫  
的耳朵？



找一找  
哪一种植物长得像刺  
猬的刺？

画一画

画一画



找一找  
哪一种植物长得像大  
象的耳朵？



找一找  
哪一种植物的花长得  
像豹的皮毛？

画一画

画一画