



# **A City in a Garden (ECDA - NParks Project)**


**Presented by  
Lee Qiu Yan Vanessa  
Kristine Joy Chua Olifermo**

**My First Skool (Hougang 3)**

# What we did...



## Planning of lesson plans to use the resources effectively



Nursery – City in a Garden

Lesson 4: Animal actions

Learning areas	Learning Goals
Language and Literacy	Learning Goal 1: Speak to convey meaning and communicate with others
Self and Social awareness	Learning Goal 1: Develop an awareness of personal identity
Aesthetic and Creative Expression	Learning Goal 1: Enjoy art and music and movement activities
	Learning Goal 2: Create art and music and movement using experimentation and imagination
	Learning Goal 3: Share ideas and feelings about art and music and movement

**Lesson objectives:**  
Children will

- create movements using imagination in response to music
- talk about what they like about their movement experiences.

**Learning disposition:**

- Inventiveness:
  - Strategy: Stimulate their imagination by demonstrating a movement of an animal (LD 3)

**What to prepare:**

- NRacks: Picture card
- Mystery box
- Song card: Animal fun!


**What to do:**

**Tuning in:**

- Gather the children to sit on the floor.
- Teacher will show the animal card to the children and ask them some questions:

**Questions for discussion:**

- Do you know this animal?
- How do you think this animal move or make noise?



Front

Back

# Community Partnership

Dr Ooz goes to school



Uncle Tian's Gardening Talk



Guide from the Butterfly Park



Guide from Sungei Buloh



Auntie Janice's Butterfly Session



# Authentic learning experiences



Learning happens  
outside classroom



# Nursery: Animal actions!

## Main lesson

## Tuning In



Recap on the animals that were introduced through the storybook.



Children will take turns to draw a card from the Mystery box and they will have to act out the movement

## Closure



Children share with their friends about their favourite animal action.

# Nursery: Counting animals

## Main lesson

### Tuning In



Children enjoyed the song -  
One little, two little Pangolins



### Closure

Children counted the animals  
and matched them with the  
correct number.



Children were informed that there were animals hiding around the classroom. They searched around the classroom for the animals and sorted them according to same animals.



# Activities Covering Different Learning Areas



Children imitated the movement of their favourite animals during their gross motor lesson.



Children created fruit sculptures of their favourite fruits.



Children observed the movement, physical movements of butterflies and recorded their observations on their recording sheet.

# Activities Covering Different Learning Areas



Children interacted with one another during the lesson which builds on their social skills.



Puppet was used during the tuning in to interact with the children.



Children released their precious butterflies after rearing and observing the growth of their caterpillars



Children sorted the picture cards into land, sea and air animals.



# K1: Introduction to City in a Garden

## Tuning In




Children took turns to draw a picture card from the Mystery box and talked about it.

## Main lesson



Introducing the book provided by NParks. Children were able to identify the native animals seen along the park connectors.

## Closure



The children completed the KWL chart and drew their favourite plants and animals.

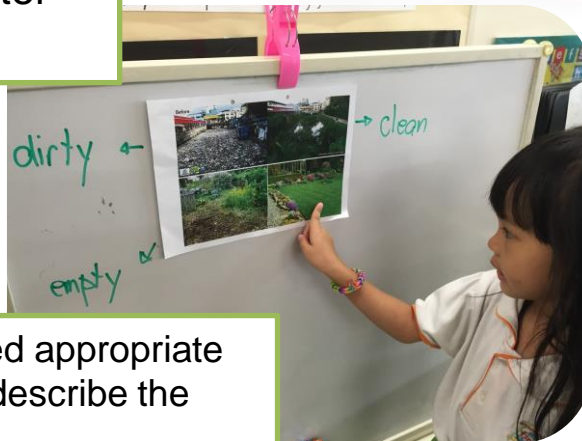
# Activities Covering Different Learning Areas




The child decided to paint the painted jezebel after listening to the story.



The children used the snap cards for pattering activity.



The child used appropriate language to describe the pictures.




The children talked about the parts of a tree and their function.





# Activities Covering Different Learning Areas



The children enjoying the video, Peeky the Pangolin explores Singapore's Wildlife.

The children are recording their observations.



# Field Trip to Butterfly Park



The guide introduced the iguana to the children.



The children enjoyed feeding the macaw.



The children took a closer look at the iguana's skin.



# Field Trip to Butterfly Park



A student observed the leaf insect using the magnifying glass.



A student tried swinging the branch to observe the behaviour of the beetle.



# Field Trip to Sungei Buloh Wetland Reserve



The children used their cameras to capture interesting plants and animals at the park.



A student recorded our tour guide's sharing.





# Field Trip to Sungei Buloh Wetland Reserve



The children showed interest when they saw the different specimen.

The children were curious about the droppings that they saw on the floor.



The children observed the very tall trees.





# Field Trip to Sungei Buloh Wetland Reserve



The children used the binoculars to observe the bats hanging from the roof.



The children looked for sea almonds eagerly.



The children used their camera to snap a photo of the huge water monitor..



# Field Trip to Sungei Buloh Wetland Reserve



Mummy showed interest as much as the children.



The child was trying to observe the migratory birds



# Nursery: Seed Planting with Parents



# K1: Making a Terrarium with Parents

